



LOS ANGELES AREA (800) 366-3473
 NEW YORK AREA (800) 526-4592
 CHICAGO AREA (800) 547-3473
 ATLANTA AREA (800) 762-0542
 MIAMI AREA (866) 961-3473
 DALLAS AREA (866) 664-3473

Call Potter Roemer - Fire Pro for current listings and approvals. Dimensions are subject to manufacturer's tolerances and may change without notice. Potter Roemer - Fire Pro assumes no responsibility for use of void or superseded data. Please visit www.potterroemer.com for most current specifications.
 © Potter Roemer - Fire Pro.



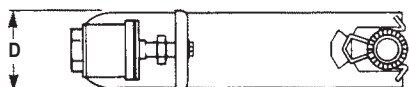
Member of
U.S. Green
Building
Council



Recyclable
Product



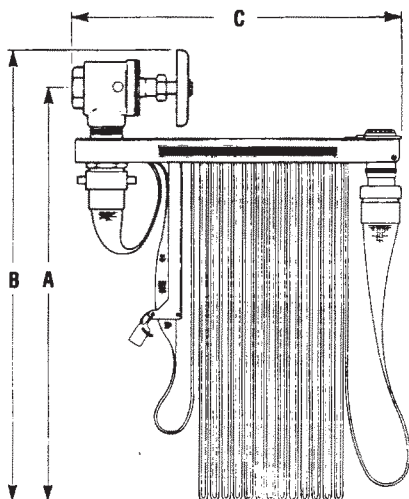
2-1/2" x 1-1/2" HOSE RACK ASSEMBLIES



NIPPLE MOUNTED

2-1/2" Model 4075 Rough Brass 300 lb. U/L Angle Valve

2-1/2" Model 2756 Satin Brass Hose Rack Nipple



REGULARLY FURNISHED:

2-1/2" Model 2751 Escutcheon

2-1/2" x 1-1/2" Model 2810 Satin Brass Reducer

1-1/2" Model 2930 Satin Brass Pin Lug Coupling

1-1/2" Model 2915 ◀ FM ▶ Lined 500 lb. Polyflex Hose

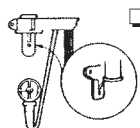
(For Interior Standpipe)

1-1/2" Model 2962 ◀ FM ▶ Satin Brass Fog Nozzle

2-1/2 x 1-1/2" Model 2794 Red Polyester Coated Steel UL ◀ FM ▶ Hose Rack

Model 1985 Instructional Decal

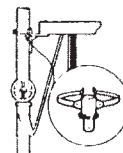
OPTIONAL TYPES OF MOUNTING



◻ - E WALL BRACKET

2-1/2" Model 4065 Rough Brass

300 lb U/L Angle Valve



◻ - G PIPE CLAMP

(For _____" Pipe)

2-1/2" Model 4065 Rough

Brass 300 lb

U/L Angle Valve

REGULARLY FURNISHED:

2-1/2" x 1-1/2" Model 2810 Satin Brass Reducer

1-1/2" Model 2930 Satin Brass Pin Lug Coupling

1-1/2" Model 2915 ◀ FM ▶ Lined 500 lb. Polyflex Hose

(For Interior Standpipe)

1-1/2" Model 2962 ◀ FM ▶ Satin Brass Fog Nozzle

1-1/2" Model 2792 Red Polyester Coated Steel UL ◀ FM ▶ Hose Rack

Model 1985 Instructional Decal

Job Name: _____

Architect/Contractor: _____

Rep: _____

Page: _____ of _____

✓	Model No.	Hose Length	Valve	Hose Size	A	B	C	D
	2705	50'(15.2m)	2-1/2"(6.4cm)	1-1/2"(3.81cm)	22-1/2"(57.2cm)	25"(63.5cm)	18"(45.7cm)	5"(12.7cm)
	2707	75'(22.8m)	2-1/2"(6.4cm)	1-1/2"(3.81cm)	25"(63.5cm)	27-1/2"(69.9cm)	18"(45.7cm)	5"(12.7cm)
	2710	100'(30.4m)	2-1/2"(6.4cm)	1-1/2"(3.81cm)	30"(76.2cm)	32-1/2"(82.6cm)	18"(45.7cm)	5"(12.7cm)

Add 4" to house rack assembly dimension "C" for Model 2926 PR-Superflex Hose

✓		Rack	Valve	Trim
	-A	Red Enamel	Rough Brass	Polished Brass
	-B	Red Enamel	Polished Brass	Polished Brass
	-C	Polished Chrome Plated	Rough Chrome Plated	Rough Chrome Plated
	-D	Polish Chrome Plated	Polished Chrome Plated	Polished Chrome Plated

OPTIONAL EQUIPMENT

- ◻ (-11) Model 2765 Adjustable Brass Pressure Restricting Device
- ◻ (-12) Model 2770 1-1/2" Brass Restricting Disc
- ◻ (-15) Model 4095 2-1/2" Double Female Adjustable Pressure Restricting Angle Valve
- ◻ (-17) Model 4021 2-1/2" Double Female Pressure Regulating Angle Valve
- ◻ (-19) Model 4050 2-1/2" Double Female Pressure Regulating Angle Valve
- ◻ (-21) Model 2915 Single Jacket Lined 300 lb. Test Polyflex ◀ FM ▶ and U/L

- ◻ (-23) Model 2926 Single Jacket Lined 500 lb. Test PR-Superflex ◀ FM ▶
- ◻ (-24) Model 2926 Single Jacket Lined 500 lb. Test PR-Superflex FM and U/L
- ◻ (-31) Model 2930 RL
- ◻ (-32) Model 2941 Extruded Aluminum Coupling
- ◻ (-42) Model 2960 Red Lexan Plastic Fog Nozzle
- ◻ (-43) Model 2972 Brass Fog Nozzle with Rubber Bumper
- ◻ (-44) Model 2980 Red Lexan Plastic "All Fog" Nozzle
- ◻ (-45) Model 2985 Brass "All Fog" Nozzle with Rubber Bumper
- ◻ (-46) Model 2993 Brass Fixed-Flow Adjustable Nozzle

DATE:
August 2009

MEMBERS:



NATIONAL
FIRE
SPRINKLER
ASSOCIATION, INC.



MODEL NUMBER

2700 SERIES